

Datasheet No.134

EMC KL3030W-150LPW

Features

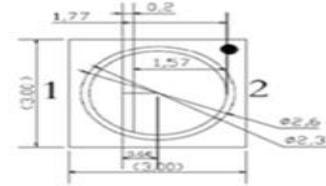
- High Lumens Per Watt (Lpw)
- Wide Viewing angle.
- Suitable for all SMT assembly and solder process
- Available on tape and reel
- RoHs Complaint



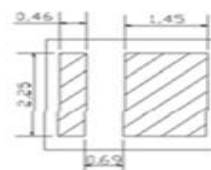
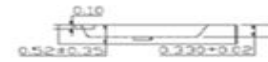
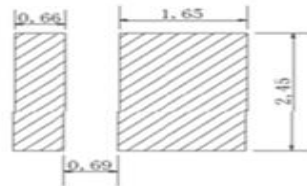
Applications

- Optical Indicator
- Indoor Display
- Automotive Lighting
- Backlight for LCD, switch and Symbol
- General Use

Package Dimensions



Recommended Soldering Pattern



Display



KL3030W 2Watt

Part No.		Chip Materials			Lens Type	
KL3030W 2Watt		InGaN			Yellow Diffused	
Part No.	CCT (K) Min	CCT (K) Typ	CCT (K) Max	∅(lm) Min	∅(lm) Max	Test Conditions
KL3030W 1Watt (EMC) 150LPW	6200	--	6500	140	150	IF=350mA
KL3030W 2Watt (EMC)	6200		6500	250	260	IF=350mA

Electrical / Optical Characteristics at Ta=25°C

Parameter	Symbol	Min	Typ	Max	Units	Test Conditions
Forward Voltage	VF	5.8	—	6.8	V	IF=350mA
Viewing Angle	2 ϕ 1/2	--	120	—	Deg	IF=350mA
Color Rendering Index	Ra	80	—	—	—	IF=350mA
Color tolerance	SDCM	—	—	6	—	IF=350mA
Electronic Discharge (HBM)	ESD	2000	—	—	V	IF=350mA

Absolute Maximum Rating At Ta=25 °C

Parameter	Symbol	Rating	Units
Power Dissipation	Pd	2040	mW
Forward Current	IF	450	mA
Peak Forward Current [1]	IFP	500	mA
Operating Temperature	Topr	~35 ~+100	°C
Storage Temperature	Tstg	-35~+85	°C
Thermal Resistance (junction/ Soldering Point)	Rthj-s	10	°C/W
Junction Temperature	Tj	125	°C

	LEDCHIP INDUS PRIVATE LIMITED 29A&B Electronics Complex, Kushaiguda Hyderabad 500 062 Ph 91-40-27123555 kwalitopolywa@gmail.com, sales@kwalitiyindia.com www.kwalitiphotonics.com	
---	--	---

LCDS/SMD134/ Rev00

Dt.06.07.18

filename: DS134EMCKLSL3030W2W350mA